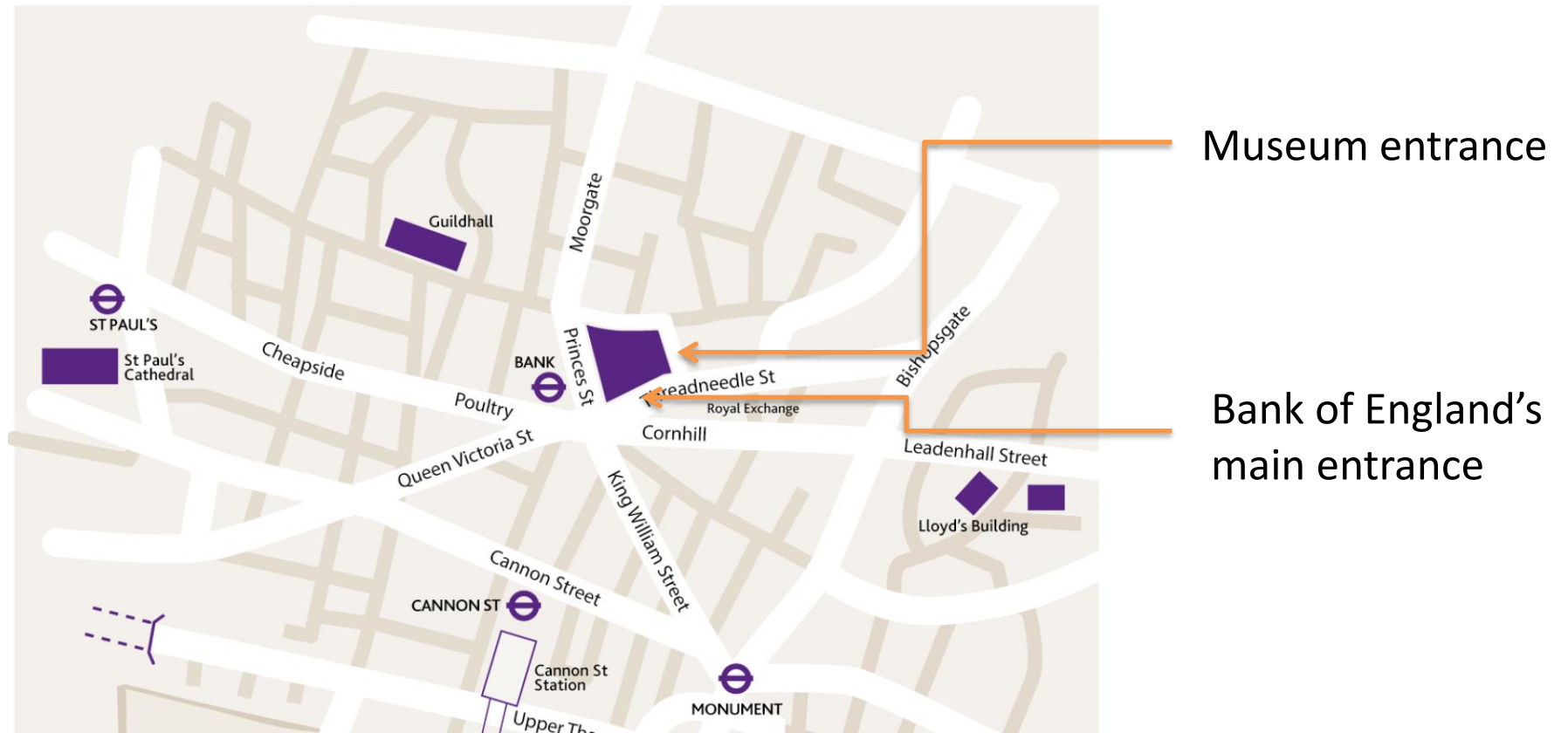



# Welcome to the Bank of England Museum



The museum is on Bartholomew Lane. It is around the corner from the Bank of England's main entrance on Threadneedle Street.

If you use a wheelchair, please go to the Bank's main entrance. A member of our team will meet you there and show you the way to the museum.




If you use a wheelchair, please go to the Bank's main entrance. Our friendly security staff will help you use the wheelchair lift – which will appear from the steps in front of the small door.

It might be noisy once you come inside. If you have a bag, the security staff need to check it.

A member of our team will meet you there and show you the way to the museum.



This is the way in to the museum. Please come in through the left door.




When you come in you may have to wait in a queue to get through a security check. This might be a bit noisy and busy. You can use your own headphones to make it a quieter space.



If you have a bag, the security staff need to check it.

You need to walk through a scanner. It may make a beeping noise if you have something made of metal. If that happens you will be asked to step back and remove anything made of metal.





After you have gone through security please come to our Information Desk. Our staff will give you a printed museum guide and answer any of your questions.



We have some ear defenders which you can borrow during your visit.



We have face masks if you want to wear one.



We have hand sanitisers in some places inside the museum.



At our museum, you can:

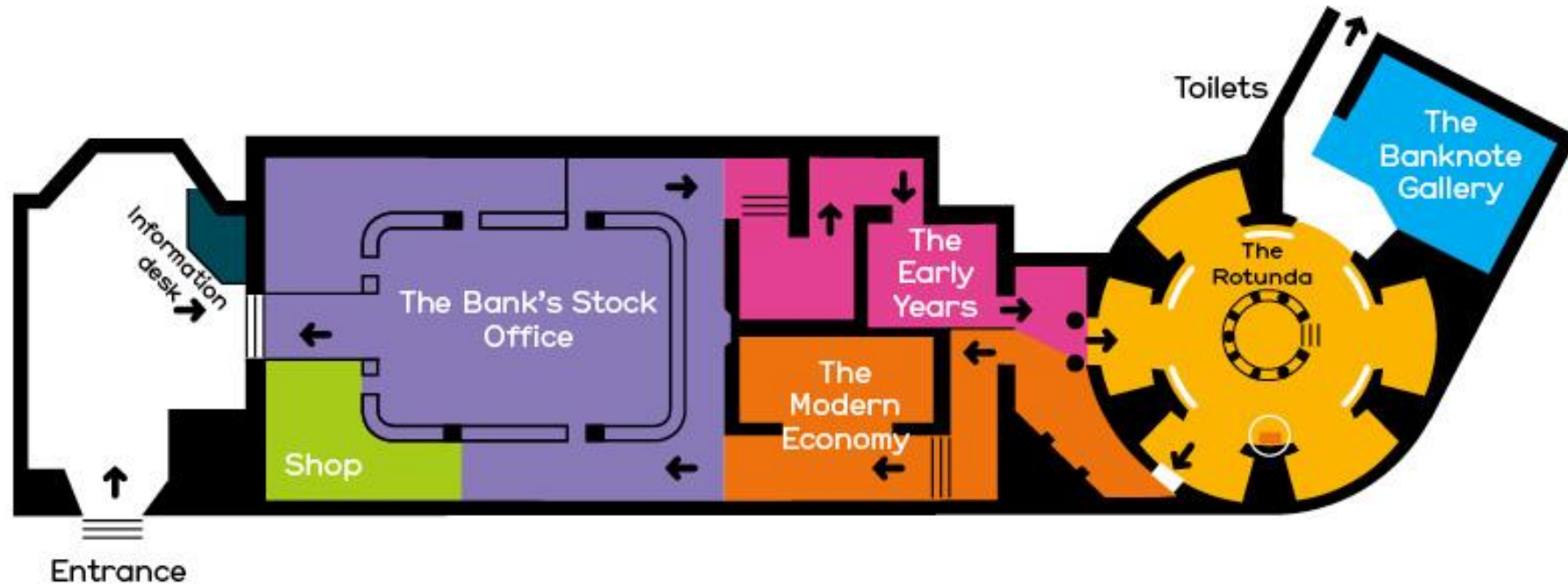



Learn more about what the Bank of England does.




Find out about the banknotes we print and the gold bars we look after.

# Museum map






The museum has one big room and six smaller rooms.



There are some steps at the entrance of some rooms.





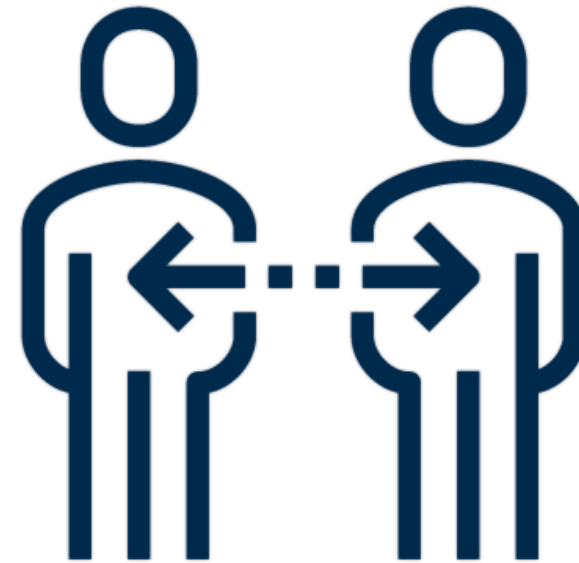
If you use a wheelchair we will put down portable ramps so you can see all the rooms in the museum.



We also have one wheelchair that you can borrow to use inside the museum.



Some rooms are small and dark and some rooms are big and bright.



Sometimes rooms can be crowded and noisy, but we will ask everyone to sit or stand a bit apart from each other.



Inside the museum you can:



Play a roller ball game.



Piece together the banknotes jigsaw puzzles.



Crack the code on our safe to win a prize.



Pretend to sail a boat through the ocean. This can be a bit noisy.



Hold a real gold bar.



Take out your banknotes and check if they are real or not.



You can take photos but please do not use flash.



You are not allowed to film anything in the museum.



You are not allowed to eat or drink anywhere in the museum.





The toilets are at the back of the museum. The hand dryer in here can be a bit loud.



There is a shop near the exit where you can buy something to remind you of your visit.

Sometimes we have to leave the building. For example, if there is a fire.

If you hear a siren and an announcement to move to the nearest exit then we may need to leave the building quickly and calmly.

Follow a member of staff or these signs to find a way out.





We hope you have a good time!



If you have any questions on accessibility  
please email [education@bankofengland.co.uk](mailto:education@bankofengland.co.uk)  
or call us on 020 3461 5545 (9am - 11am and 4pm -5pm).